

# CONNEX SERIES

## HAZARDOUS PLUG AND SOCKET BOXES ATEX

Zones 1, 2, 21 and 22



ATEX PLUG AND SOCKET BOXES **CONNEX SERIES**

4

PORTABLE SPLITTER BOX **ATEX & IECEX**

9



Paso del Prao, 6. 01320 Oyón (Álava), Spain  
Telf. +34 945 601 381  
[www.atexdelvalle.com](http://www.atexdelvalle.com) - [atex@atexdelvalle.com](mailto:atex@atexdelvalle.com)

1.19

# Delvalle, wide experience in manufacturing solutions for hazardous area



## WE PUT AT YOUR DISPOSAL

We offer over **45 years** providing hazardous area **solutions** to demanding customers who require very specific characteristics and behaviour according to the sector and their needs.

## WHEREVER YOU GO

We are committed to working closely with our customers, providing them with exceptional service and offering an advanced and **extensive range of hazardous area products** with very competitive prices.

## CONSULTING & ENGINEERING

Atex Delvalle adapts to our clients' needs by offering hazardous-area systems.  
Certified Junction Box Assembly.  
Atex-delvalle are the leading certified assembler of Ex junction boxes. With an extensive stock holding of stainless steel enclosures, our workshops are able to provide unrivalled competence, expertise, quality and service to customer specifications.  
Our customized services, experienced design and drafting 3D support.

## HIGH STANDARD OF QUALITY AND SERVICES

We only use materials provided by companies who offer the very highest quality, suitable and certified products. Our success is due to **top quality** assurance:  
ISO 9001, SGS, UL, TÜV, ISO 14000, Ohsas 18001, ATEX, IECEx.



## CONTACT US

Confidentiality, reliability & quality

[www.atexdelvalle.com](http://www.atexdelvalle.com)  
[atex@atexdelvalle.com](mailto:atex@atexdelvalle.com)  
+34 945 601 381

ALSO ONLINE

Please contact our technical sales department.

A team of professionals with high experience and ability to solve all your queries.



**Zones 1, 2, 21 and 22**

## ATEX PLUG AND SOCKET BOXES **CONNEX SERIES**



Examples



### **Safe and Profitable Venues**

Atex plug and socket boxes are designed specifically for cabinets in Atex zones 1, 2, 21 y 22 and temperature class T6/T5 areas.

Atex plug and socket boxes incorporate the latest in features utmost reliability.

Fitting a socket or box Ex Delvalle ensures compliance with electrical safety conditions for users. It also promotes a long life cycle of the equipment.


➔ **FOR MORE INFORMATION CLICK HERE**



# ATEX PLUG AND SOCKET BOXES **CONNEX SERIES**

## ADVANTAGES

- Compliance with standards and directives.
- Automatic sealing.
- Plugs with integrated cutting capacity.
- Impact resistant and insensitive to thermal shocks.



## CHARACTERISTICS

The end user security: plug + socket + switch

- A power supply with a built-in switch, all in one compact unit.
- Just press the button once to cut off the power and remove the risk of electric shock; then plugs automatically ejected and the unit is turned off.
- There is a on/off box also usable under short circuit conditions. In case of emergency, unskilled operators it can easily and safely break the power of the engine.
- Simple and visual aid to plug and connect: rigid box for connection / disconnection
- Each user can connect the plug thanks to a red visual brand. High performance and long life is assured. The connection is fast and safe.
- A safety shutter protects the user (IP4X / IPXXD).



Corrosion resistance

- The quality of materials, design and assembly of each component are the heart of our know-how and technology.
- They perform a specific function that optimizes the efficiency and lifespan of our outlets and facilities

High temperature

- Suitable for heavy industries such as metallurgy, the range of power connectors control signal and provides an excellent quality of connection, even with high temperature environments.
- Very robust with high corrosion resistance.

Mechanical lock

- There are optional locking systems to prevent accidental power to a machine during maintenance, and fit perfectly into their issuance procedures. Once the connector is disconnected safely you can mechanically lock the two longer physically separate parts.



# ATEX PLUG AND SOCKET BOXES **CONNEX SERIES**



4 Socket box example



3 Socket box example



2 Socket box example

## REFERENCES (1 AND 3 POLES + N + E)

REFERENCES	DIMENSIONS			SOCKET	CURRENT	VOLTAGE	POLES
	HEIGHT	WIDTH	DEPTH				
SO202015A201PNE	200	200	150	2	20A	220V	1P+N+E
SO202015C203PNE	200	200	150	2	20A	400V	3P+N+E
SO202015G203PNE	200	200	150	2	20A	480V	3P+N+E
SO202015A321PNE	200	200	150	2	32A	220V	1P+N+E
SO202015C323PNE	200	200	150	2	32A	400V	3P+N+E
SO202015G323PNE	200	200	150	2	32A	480V	3P+N+E
SO302015A201PNE	300	200	150	3	20A	220V	1P+N+E
SO302015C203PNE	300	200	150	3	20A	400V	3P+N+E
SO302015G203PNE	300	200	150	3	20A	480V	3P+N+E
SO302015A321PNE	300	200	150	3	32A	220V	1P+N+E
SO302015C323PNE	300	200	150	3	32A	400V	3P+N+E
SO302015G323PNE	300	200	150	3	32A	480V	3P+N+E
SO404017A201PNE	400	400	170	4	20A	220V	1P+N+E
SO404017C203PNE	400	400	170	4	20A	400V	3P+N+E
SO404017G203PNE	400	400	170	4	20A	480V	3P+N+E
SO404017A321PNE	400	400	170	4	32A	220V	1P+N+E
SO404017C323PNE	400	400	170	4	32A	400V	3P+N+E
SO404017G323PNE	400	400	170	4	32A	480V	3P+N+E
SO404017A631PNE	400	400	170	4	63A	220V	1P+N+E
SO404017C633PNE	400	400	170	4	63A	400V	3P+N+E
SO404017G633PNE	400	400	170	4	63A	480V	3P+N+E

You can perform intermediate sizes and interchangeable sockets, contact our sales department.

# ATEX PLUG AND SOCKET BOXES **CONNEX SERIES**

## REFERENCES (2 POLES)

REFERENCES	DIMENSIONS			SOCKET	CURRENT	VOLTAGE	POLES
	HEIGHT	WIDTH	DEPTH				
SO202015E202P	200	200	150	2	20A	24V	2P
SO202015E322P	200	200	150	2	32A	24V	2P
SO302015E202P	300	200	150	3	20A	24V	2P
SO302015E322P	300	200	150	3	32A	24V	2P
SO404017E202P	400	400	170	4	20A	24V	2P
SO404017E322P	400	400	170	4	32A	24V	2P
SO404017E632P	400	400	170	4	63A	24V	2P

We can provide intermediate sizes and interchangeable sockets, contact our sales department.

## REFERENCES (3 POLES + E)

REFERENCES	DIMENSIONS			SOCKET	CURRENT	VOLTAGE	POLES
	HEIGHT	WIDTH	DEPTH				
SO202015A203PE	200	200	150	2	20A	220V	3P+E
SO202015C203PE	200	200	150	2	20A	400V	3P+E
SO202015G203PE	200	200	150	2	20A	480V	3P+E
SO202015A323PE	200	200	150	2	32A	220V	3P+E
SO202015C323PE	200	200	150	2	32A	400V	3P+E
SO202015G323PE	200	200	150	2	32A	480V	3P+E
SO302015A203PE	300	200	150	3	20A	220V	3P+E
SO302015C203PE	300	200	150	3	20A	400V	3P+E
SO302015G203PE	300	200	150	3	20A	480V	3P+E
SO302015A323PE	300	200	150	3	32A	220V	3P+E
SO302015C323PE	300	200	150	3	32A	400V	3P+E
SO302015G323PE	300	200	150	3	32A	480V	3P+E
SO404017A203PE	400	400	170	4	20A	220V	3P+E
SO404017C203PE	400	400	170	4	20A	400V	3P+E
SO404017G203PE	400	400	170	4	20A	480V	3P+E
SO404017A323PE	400	400	170	4	32A	220V	3P+E
SO404017C323PE	400	400	170	4	32A	400V	3P+E
SO404017G323PE	400	400	170	4	32A	480V	3P+E
SO404017A633PE	400	400	170	4	63A	220V	3P+E
SO404017C633PE	400	400	170	4	63A	400V	3P+E
SO404017G633PE	400	400	170	4	63A	480V	3P+E

You can perform intermediate sizes and interchangeable sockets, contact our sales department.

# ATEX PLUG AND SOCKET BOXES **CONNEX SERIES**

## CONECTORS EX



Example conector

The DXN disconnectors are designed for hazardous area. Comply with Atex 94/9/EC. They can be used in zones 1 and 2 (gas) and zones 21 and 22 (dust). They are certified according to IECEx standards.

## FEATURES

Degree of protection: to IP67 depending on models.

- The sealed IP66 / IP67 is reinforced and automatically acts to connect the socket or by closing the lid of the enclosure. Allows the product to be used in wet or dusty environments.

Data for application in connection with Ex-areas:

- EC type examination certificate: II2 G D Ex de IIC Gb.
- Certificate Atex: Zones 1, 2, 21 and 22
- Temperature Rating for: Class T6 -25°C to 60°C.

## APLICACIONES

- Chemical, petrochemical.
- Pharmaceutical Industry.
- Food industry.
- Ex lighting networks, connecting Ex, extension cords.
- Lifeboats operating from offshore oil platforms.
- Mobile containers, cranes or laptops.
- Electric boats or hook-up trucks.

## MODELS

CONECTORS			
MODEL	MAX.VOLTAGE	MAX. POWER	PROTECTION TYPE
DXN1	550	20A	II2 G D Ex e IIC GB
DXN3	750	32A	II2 G D Ex e IIC GB
DXN6	750	63A	II2 G D Ex e IIC GB
DX1	750	20A	II2 G D Ex e IIC
DX3	750	32A	II2 G D Ex e IIC
DX6	750	63A	II2 G D Ex e IIC
DX9	750	125A	II2 G D Ex e IIC
DX2	750	200A	II2 G D Ex e IIC
SPeX	1000	680A	II2 G D Ex e IIC



**Zonas 1, 2, 21 and 22**

# PORTABLE SPLITTER BOX **ATEX & IECEX**

**High Reliability, Simple Use,  
Guarantee and Safety**

Example



➔ **FOR MORE INFORMATION CLICK HERE**

The Ex splitter box is designed to get two or more sockets as outputs by one current input, allowing this way us to use more than two plugs from a large distance to devices.

The splitter box is a secure device, comfortable and useful, which is protected thanks to an ATEX & IECEx enclosure specially designed, waterproof, antirust and made in stainless steel AISI 304L which guarantees an IP66 protection. This enclosure is CE marked to the ATEX Directive for safe use in zones 1 and 2 potentially explosive gas and zones 21 and 22 dust atmospheres, making it ideal for power distribution within hazardous area confined spaces.

To make easier the movement of this enclosure it has a handle on the cover, to move it to the right place.



# PORTABLE SPLITTER BOX **ATEX & IECEX**

Example



## TECHNICAL FEATURES

It's equipped with a 5m long cable, which allows us to connect devices to the socket when they are remote.

The maximum rated tension is 550V and the rated current is 32A.

Its weight is 6 kg, and its design is compact and stable.

It can work between two temperature ranges, which give it a higher use capacity:

- $-20^{\circ}\text{C} \leq T_a \leq 60^{\circ}\text{C}$
- $-20^{\circ}\text{C} \leq T_a \leq 40^{\circ}\text{C}$

Atex & IECEx enclosure:

- Finish with stainless steel AISI 304L.
- It has four legs to place it where it's necessary.
- It includes three cable glands in nickel plated brass with "Ex e" protection in M25 with IP68 protection.
- On the cover, the enclosure has a handle to move it.

## OPTIONS

- There are three current options: 20A, 32A or 63A.
- The number of poles and the way they are connected can be selected between two and five, including neutral and ground cable.
- Ask us about:
- Cable longer
- Different features of this splitter box.
- More than two sockets to connect some plug (the enclosure's size would change).

## ADVANTAGES

- The first one is the ability to power ancillary remote equipment.
- The maintenance work is easier with this splitter box because you can make your work far from the general sockets.
- Thanks to this splitter box, the possibilities of connecting devices to the enclosure are increased, because it's possible to place some sockets, being able to connect many devices at the same time.
- It's possible to cut off the current thanks to an emergency button on each connector.
- We can move it without problem because its weight is 6kg, enough to be light but strong at the same time.
- Possibility of manufacturing the Atex & IECEx enclosure in stainless steel AISI 316L.

# PORTABLE SPLITTER BOX **ATEX & IECEX**

## PROTECTION MODE

This equipment is certificated for use it in potentially explosive atmospheres in 1, 2, 21 and 22 zones.

- Atex mark:
  - II2G Ex d e IICT6/T5 Gb
  - II2D Ex tb IICT85°C /T100°C Db
- Certificate number: LOM14Atex2082
- IECEX mark:
  - Ex d e IICT6/T5 Gb
  - Ex tb IICT85°C/T100°C Db
  - Certificate number: EX/LOM/IECEX

## REGULATION

Atex directive and regulation:

- Atex directive 2014/34/EU
- EN 60079-0:2013
- EN 60079-1:2007
- EN 60079-7:2015
- EN 60079-31:2015

IECEX regulation:

- IEC 60079-0:2011
- IEC 60079-7:2015

- IEC 60079-31:2013

Enclosure regulation:

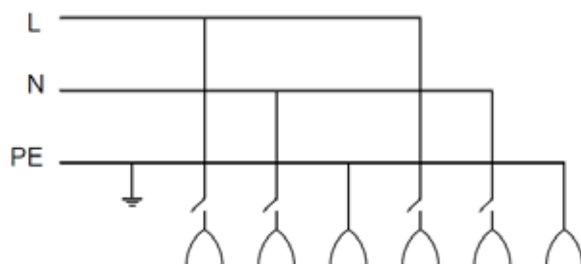
- IP regulation (IP65): IEC 60529-2004
- IK regulation (IK10): IEC 62262:2002

Low voltage directive and regulation:

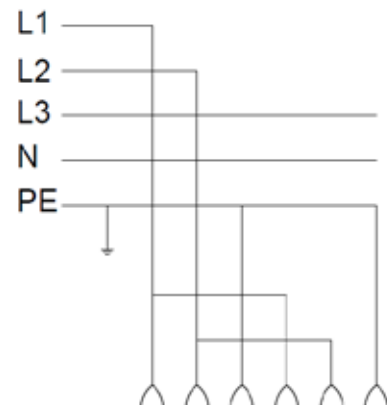
- Directive 2006/95/EC
- EN 61439-1:2011
- EN 61439-2:2011

## ELECTRICAL DIAGRAM

The electrical diagram with three poles is:



The electrical diagram with 5 poles is:

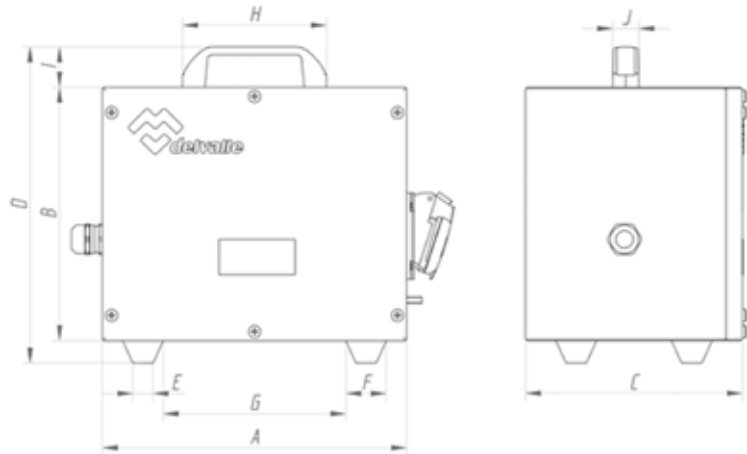


# PORTABLE SPLITTER BOX **ATEX & IECEX**

## BLUEPRINT AND DIMENSIONS

The dimensions are in mm, the enclosure size changes depending on the number of polos:

- 3P: 2P, 1P+N+T
- 5P: 3P+T, 3P+N+T



MOVABLE SWITCHBOARD (MS) DIMENSIONS (mm)

NUMBER OF POLES	A	B	C	D	E	F	G	H	I	J
3P	300	250	214	312	20	40	180	142	40	26
5P	380	300		362			200			

## REFERENCES

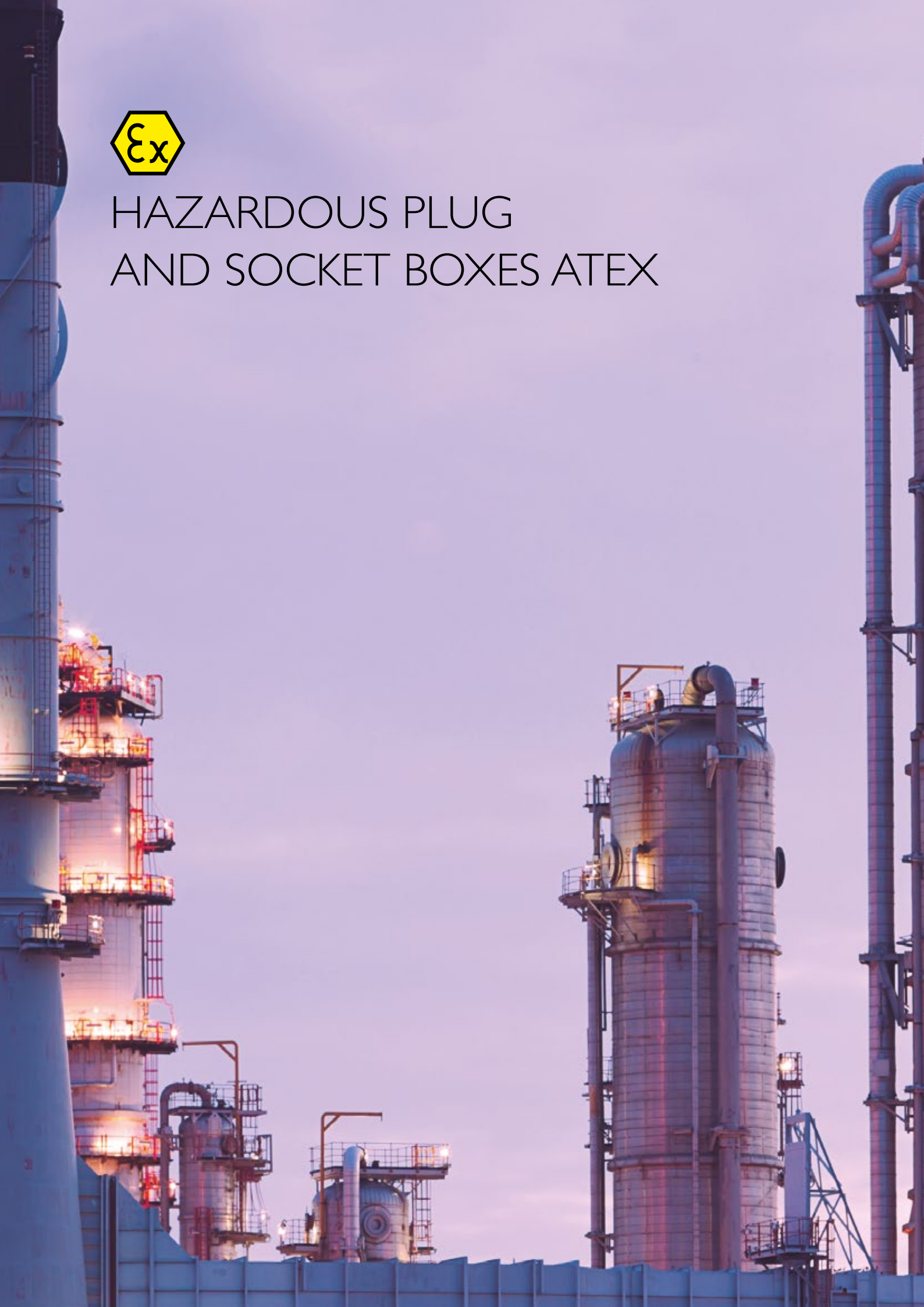
MOVABLE SWITCHBOARD (MS) REFERENCES

POLES	CURRENT (A)	BASE NUMBER	BASE DESCRIPTION		BASE CURRENT	REFERENCE
			BASE 1	BASE 2		
3P+N+T	20	2	3P+T 400 Vac	P+N+T 22 Vac	20	MS2020-Ex
			3P+T 400 Vac	P+N+T 22 Vac		MS2021-Ex
		3	3P+T 400 Vac	(x2) P+N+T 22 Vac		MS2030-Ex
			(x3) P+N+T 220 Vac	-		MS2031-Ex
3P+N+T	32	2	3P+T 400 Vac	P+N+T 22 Vac	32-20	MS3220-Ex
			3P+T 400 Vac	-	MS3221-Ex	
		3	3P+T 400 Vac	P+N+T 22 Vac	20	MS3230-Ex
			(x3) P+N+T 220 Vac	-	MS3231-Ex	
			3P+T 400 Vac	(x2) P+N+T 22 Vac	32-20	MS3232-Ex
3P+N+T	63	3	(x3) P+N+T 220 Vac	-	32	MS6330-Ex





# HAZARDOUS PLUG AND SOCKET BOXES ATEX



## DELVALLE OFFERS OTHER SOLUTIONS ATEX & IECEX

→ [CLICK HERE AND DISCOVER ALL SOLUTIONS](#)

### ATEX TERMINAL BOXES TERBOX SERIES



### EX LOCAL CONTROL & DISTRIBUTION BOXES CONTREX SERIES



### PLUG AND SOCKET BOXES CONNEX SERIES



### FLAMEPROOF CONNECTION BOXES EJB SERIES



### EX LIGHTING FIXTURE ATEX



### PRESSURIZED ENCLOSURE EX P PEPPEX SERIES





## DELVALLE OFFERS OTHER SOLUTIONS ATEX & IECEx

➔ [CLICK HERE AND DISCOVER ALL SOLUTIONS](#)

### EX CABLE GLANDS ATEX & IECEx



### MOTOR AND SWITCH MACHINES ATEX & IECEx



### EX PUSH BUTTON STATION CONTREX SERIES



### INDUSTRIAL WORKSTATIONS & HMI'S ATEX



### EX 19" RACK ATEX




### HAZARDOUS WIRELESS & ANTENNA SYSTEMS ATEX





## FLEXIBLE ATEX & IECEX SOLUTIONS



Paso del Prao, 6. 01320 Oyón (Álava). Spain  
Telf. +34 945 601 381  
[www.atexdelvalle.com](http://www.atexdelvalle.com) - [atex@atexdelvalle.com](mailto:atex@atexdelvalle.com)

**Contact us, we will be available at any time**